

# 565W MBB

**LR**  
Series

Higher output power



Lower LCOE



Less shading and lower resistive loss



Better mechanical loading tolerance



15-year product warranty



25-year linear power output warranty

## Half-cell Module JAM72S30 LR/1500V 560-585

### Comprehensive Certificates

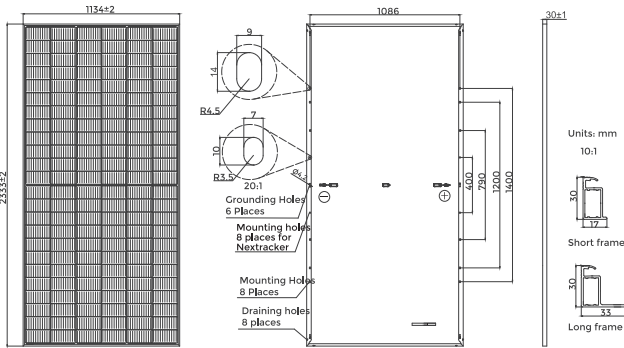
- IEC 61215, IEC 61730, UL 61215, UL 61730
- ISO 9001: 2015 Quality management systems
- ISO 14001: 2015 Environmental management systems
- ISO 45001: 2018 Occupational health and safety management systems





**560-585**  
 JAM72S30

**LR**  
 Series



Remark: customized frame color and cable length available upon request

Cell	Mono
Weight	28kg
Dimensions	2333±2mm×1134±2mm×30±1mm
Cable Cross Section Size	4mm <sup>2</sup> (IEC) , 12 AWG(UL)
No. of cells	144(6x24)
Junction Box	IP68, 3 diodes
Connector	Stäubli MC4-EVO2A/MC4-EVO2 QC Solar QC 4.10-351/QC 4.10-35
Cable Length (Including Connector)	Portrait: 300mm(+)/400mm(-); 800mm(+)/800mm(-)(Leapfrog) Landscape: 1400mm(+)/1400mm(-)
Front Glass	3.2mm
Country of Manufacturer	China/Vietnam

**ELECTRICAL PARAMETERS AT STC**

TYPE	JAM72S30-560/LR/1500V	JAM72S30-565/LR/1500V	JAM72S30-570/LR/1500V	JAM72S30-575/LR/1500V	JAM72S30-580/LR/1500V	JAM72S30-585/LR/1500V
Rated Maximum Power(Pmax) [W]	560	565	570	575	580	585
Open Circuit Voltage(Voc) [V]	50.32	50.50	50.68	50.86	51.04	51.22
Maximum Power Voltage(Vmp) [V]	41.49	41.68	41.87	42.05	42.24	42.42
Short Circuit Current(Isc) [A]	14.25	14.31	14.37	14.44	14.50	14.56
Maximum Power Current(Imp) [A]	13.50	13.56	13.62	13.67	13.73	13.79
Module Efficiency [%]	21.2	21.4	21.5	21.7	21.9	22.1
Power Tolerance	0~+5W					
Temperature Coefficient of Isc(α <sub>Isc</sub> )	+0.045%/C					
Temperature Coefficient of Voc(β <sub>Voc</sub> )	-0.275%/C					
Temperature Coefficient of Pmax(γ <sub>Pmp</sub> )	-0.350%/C					
STC	Irradiance 1000W/m <sup>2</sup> , cell temperature 25 C, AM1.5G					

Remark: Electrical data in this catalog do not refer to a single module and they are not part of the offer.They only serve for comparison among different module types.  
 Measurement tolerance at STC: Pmax ±3%, Voc ±3% and Isc ±5%.

**ELECTRICAL PARAMETERS AT NOCT**

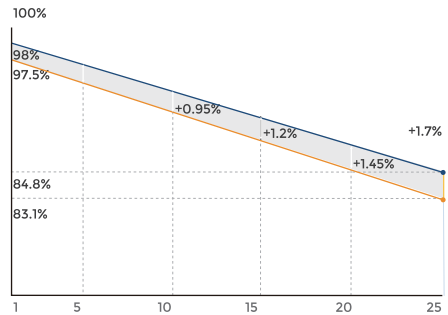
TYPE	JAM72S30-560/LR/1500V	JAM72S30-565/LR/1500V	JAM72S30-570/LR/1500V	JAM72S30-575/LR/1500V	JAM72S30-580/LR/1500V	JAM72S30-585/LR/1500V
Rated Max Power(Pmax) [W]	424	428	431	435	439	443
Open Circuit Voltage(Voc) [V]	47.62	47.79	47.96	48.13	48.30	48.74
Max Power Voltage(Vmp) [V]	39.26	39.44	39.62	39.79	39.97	40.14
Short Circuit Current(Isc) [A]	11.40	11.45	11.50	11.55	11.60	11.65
Max Power Current(Imp) [A]	10.80	10.85	10.89	10.94	10.99	11.03
NOCT	Irradiance 800W/m <sup>2</sup> , ambient temperature 20 C, wind speed 1m/s, AM1.5G					

\*For NextTracker installations, maximum static load please take compatibility approve letter between JA Solar and NextTracker for reference.

**CHARACTERISTICS**

**SUPERIOR WARRANTY**

0.55% Annual Degradation Over 25 years



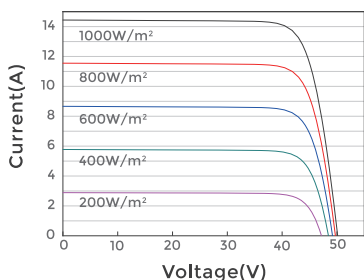
- New linear power warranty
- Standard module linear power warranty

\*Subject to the terms and conditions contained in the Limited Warranty Statement. Also, this 15-year limited product warranty is available only for products installed and operating in solar systems under 100kW on rooftops in Australia.

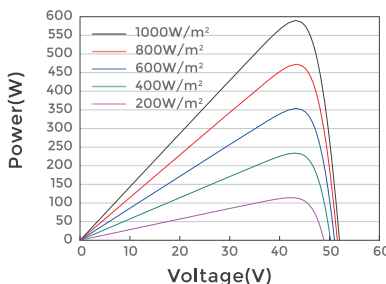
**OPERATING CONDITIONS**

Maximum System Voltage	1500V DC
Operating Temperature	-40°C~+85°C
Maximum Series Fuse Rating	25A
Maximum Static Load,Front*	3600Pa, 1.5
Maximum Static Load,Back*	1600Pa, 1.5
NOCT	45±2°C
Safety Class	Class II
Fire Safety Class	Class C

Current-Voltage Curve JAM72S30-575/LR/1500V



Power-Voltage Curve JAM72S30-575/LR/1500V



Current-Voltage Curve JAM72S30-575/LR/1500V

